


Single Pitch Copings Once Weathered

Designed with a single slope to allow water run off in one direction only





Single pitch (or once weathered) coping is designed with a single slope to allow water run off in one direction only.

Drip Grooves (where applicable) are installed on both edges to channel rainfall away from brickwork

Manufactured from high strength concrete with a smooth finish

Available in Portland Grey.

PLEASE NOTE - Variation in both size and colour may occur during the curing process



Overall Size (Width x Length)	Height (max)	Height (min)	Weight	Drip Grooves	Product Code
180mm x 600mm	50mm	30mm	11.5kgs	No	OW-180
225mm x 600mm	50mm	30mm	14kgs	No	OW-225
300mm x 600mm	75mm	50mm	24kgs	Yes	OW-300
365mm x 600mm	75mm	50mm	30kgs	Yes	OW-365
400mm x 600mm	75mm	50mm	34.5kgs	Yes	OW-400
450mm x 600mm	75mm	50mm	39kgs	Yes	OW-450
500mm x 600mm	75mm	50mm	40.5kgs	Yes	OW-500
600mm x 600mm	75mm	50mm	42.5kgs	Yes	OW-600