



Double Pitch Copings Twice Weathered


Designed with a double slope to allow water run off in two directions



WITHOUT DRIP GROOVES



DRIP GROOVES




Double pitch (or twice weathered) coping is designed with a double slope to allow water run off in two directions, or both sides of the wall.

Drip grooves (where applicable) are installed on both edges to channel rainfall away from brickwork.

Manufactured from high strength concrete with a smooth finish.

Portland Grey.

PLEASE NOTE - Variation in both size and colour may occur during the curing process.



Overall Size (Width x Length)	Height (max)	Height (min)	Weight	Drip Grooves	Product Code
140mm x 600mm	50mm	30mm	8kgs	No	TW-140
180mm x 600mm	50mm	30mm	11kgs	No	TW-180
235mm x 600mm	50mm	30mm	13kgs	No	TW-235
275mm x 600mm	50mm	30mm	17.5kgs	No	TW-275
300mm x 600mm	75mm	50mm	24kgs	Yes	TW-300
370mm x 600mm	75mm	50mm	30kgs	Yes	TW-365
400mm x 600mm	75mm	50mm	32kgs	Yes	TW-400
450mm x 600mm	75mm	50mm	37kgs	Yes	TW-450
500mm x 600mm	75mm	50mm	39kgs	Yes	TW-500